



Ministry of Labour & Employment



All India Consumer Price Index Numbers for Agricultural and Rural Labourers August 2021



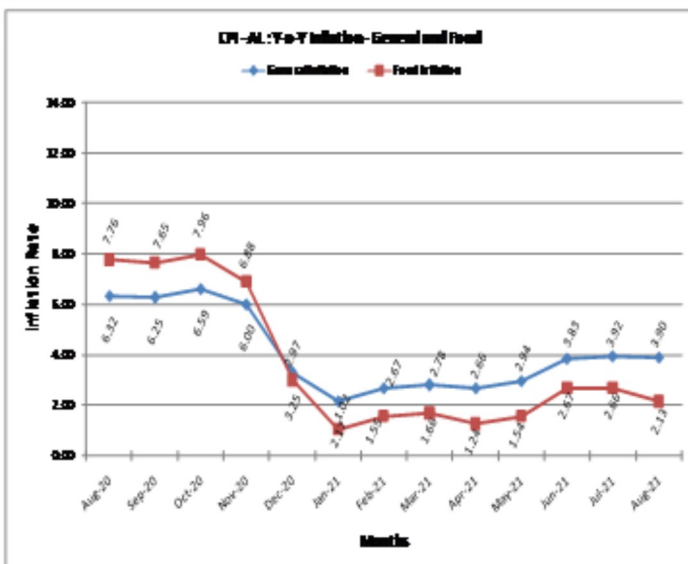
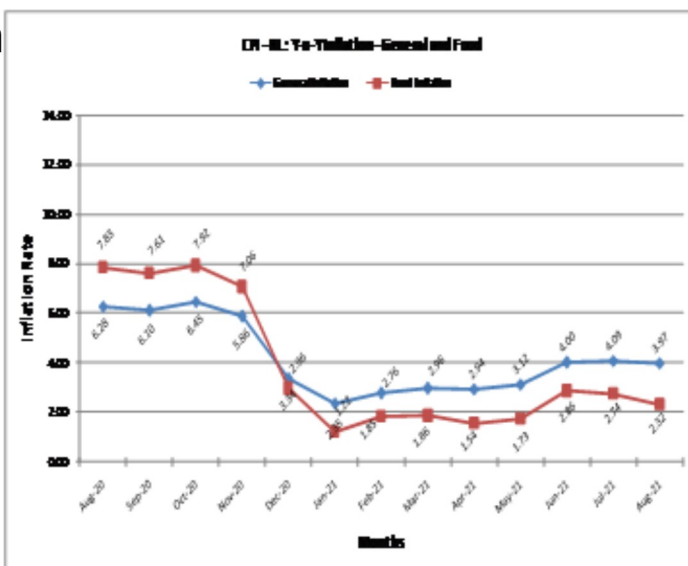
Posted On: 20 SEP 2021 7:01PM by PIB Delhi

Highlights

- The All-India Consumer Price Index Numbers for Agricultural Labourers and Rural Labourers (Base: 1986-87=100) for the month of August, 2021 increased by 5 points and 4 points to stand at 1066 (One thousand and sixty six) and 1074 (One thousand and seventy four) points respectively.
- The major contribution towards the rise in general index of Agricultural Labourers and Rural Labourers came from Food group with 2.43 & 2.28 points respectively mainly due to rise in prices of rice, milk, mustard-oil, vanaspati, groundnut-oil, tea leaf etc.
- Point to point rate of inflation based on the CPI-AL and CPI-RL stood at 3.90% & 3.97% in August, 2021 compared to 3.92% & 4.09% respectively in July, 2021.
- The inflation based on food index of CPI-AL and CPI-RL decreased to 2.13% & 2.32% in August, 2021 from 2.66% & 2.74% respectively in July, 2021.
- Amongst states:
 - a. The maximum increase in the Consumer Price Index Numbers for Agricultural and Rural Labourers was experienced by Andhra Pradesh State (15 points & 16 points respectively).
 - b. The maximum decrease in the Consumer Price Index Numbers for Agricultural and Rural Labourers was experienced by Kerala State (13 points and 12 points respectively).

The All-India Consumer Price Index Numbers for Agricultural Labourers and Rural Labourers (Base: 1986-87=100) for the month of August, 2021 increased by 5 points and 4 points to stand at 1066 (One thousand and sixty six) and 1074 (One thousand and seventy four) points respectively. The major contribution towards the rise in general index of Agricultural Labourers and Rural Labourers came from Food group with 2.43 & 2.28 points respectively mainly due to rise in prices of rice, milk, mustard-oil, vanaspati, groundnut-oil, tea leaf etc. The rise/fall in index varied from State to State. In case of Agricultural Labourers, it recorded an increase of 1 to 15 points in 15 States while a decrease of 2 to 13 points in 5 States. Tamil Nadu with 1247 points topped the index table whereas Himachal Pradesh with 839 points stood at the bottom. In case of Rural Labourers, it recorded an increase of 1 to 16 points in 15 States while a decrease of 2 to 12 points in 5 States. Karnataka with 1235 points topped the index table whereas Bihar with 872 points stood at the bottom. Amongst states, the maximum increase in the Consumer Price Index Numbers for Agricultural and Rural Labourers was experienced by Andhra Pradesh State (15 points & 16 points respectively) mainly due to rise in the prices of rice,

f
 oil, barber charges etc. On the contrary, the maximum decrease in the Consumer Price Index Numbers for Agricultural and Rural Labourers was experienced by Kerala State (13 points and 12 points respectively) mainly due to fall in the prices of rice, tapioca, pulses, fish-fresh/dry, onion, chillies-green, vegetables and fruits, pan-leaf etc. Point to point rate of inflation based on the CPI-AL and CPI-RL stood at 3.90% & 3.97% in August, 2021 compared to 3.92% & 4.09% respectively in July, 2021 and 6.32% and 6.28% respectively during the corresponding month of the previous year. Similarly, Food inflation stood at 2.13% & 2.32% in August, 2021 compared to 2.66% & 2.74% respectively in July, 2021 and 7.76% & 7.83% respectively during the corresponding month of the previous year.

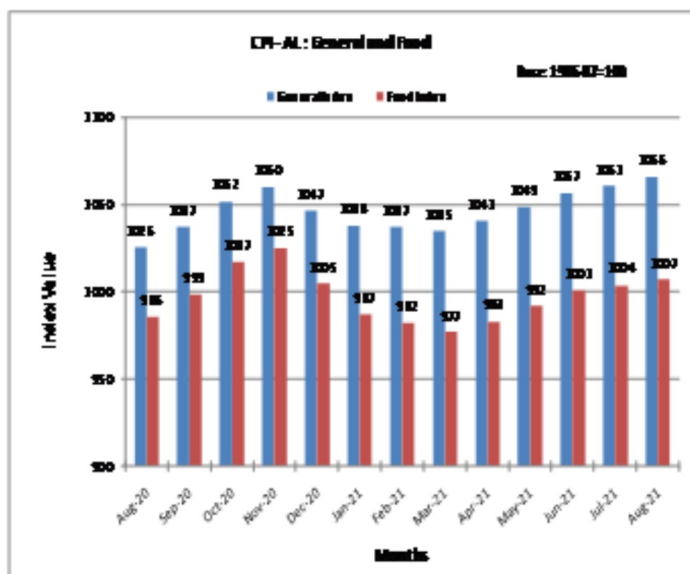
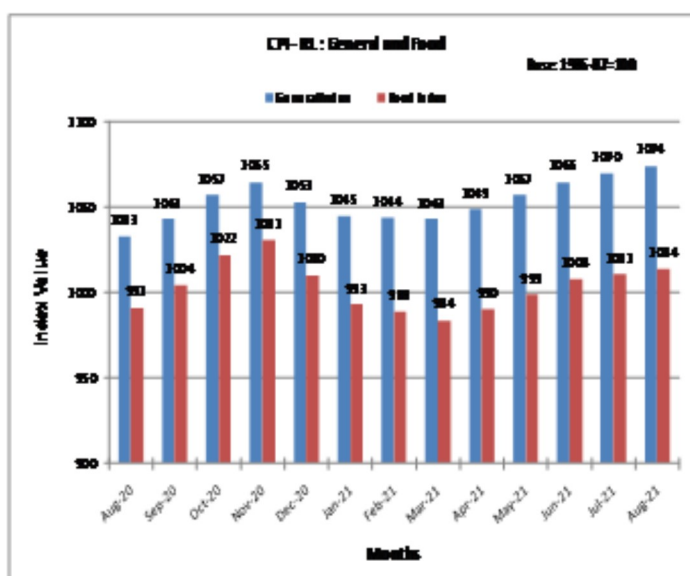


1. All-India Consumer Price Index Number (General & Group-wise):

Group	Agricultural Labourers		Rural Labourers	
	July,2021	Aug.,2021	July,2021	Aug.,2021
General Index	1061	1066	1070	1074



Food	1004	1007	1011	1014
Pan, Supari, etc.	1819	1818	1831	1830
Fuel & Light	1143	1150	1138	1145
Clothing, Bedding &Footwear	1071	1079	1089	1097
Miscellaneous	1113	1120	1116	1123



Shri D.P.S.Negi, Principal Labour &

Employment Advisor, Ministry of Labour & Employment said,CPI-AL & RL for August, 2021 increased by 5 points and 4 points to stand at 1066 (One thousand and sixty six) and 1074 (One thousand and seventy four) points respectively mainly due to rise in prices of rice, milk, mustard-oil, vanaspati, groundnut-oil, tea leaf etc.Further, Shri Negi said that point to point rate of inflation based on the CPI-AL and CPI-RL stood at 3.90% & 3.97% in August, 2021 compared to 3.92% &

4.09% respectively in July, 2021.

f The CPI – AL and RL for the month of September, 2021 will be released on 20th October, 2021.



GK.



(Release ID: 1756492) Visitor Counter : 814

